



fabiiia®

Lounge, Banquette & Commercial Furniture

CATALOGUE

About Us

Fabiia is a design and fit-out company based in London, also specialized in custom furniture and lighting manufacturing. With about two decades of experience, Fabiia has successfully executed prestigious projects worldwide.

The company offers a full spectrum of services, including bespoke furniture production, budget-to-luxury furniture supply, and global delivery. In addition to its expertise in design and fit-out, Fabiia also operates as a trusted retailer and supplier of curated furniture and lighting.

With five years of market presence in Dubai, Fabiia has gained deep insights into the Middle Eastern market, allowing it to effectively serve both this region and the African continent.



Index

Lounge, Banquette & Commercial Furniture



Lounge Chairs

3



Coffee & Side Tables

12



Dining Tables

20



Bar Stools

26




Dining Chairs

31




Booth Seating

40



Modular Pods

45




Magazine Display &
Bookshelves

52



Partitions/Screens

59



Celing Lights

63

LOUNGE CHAIRS

LC1



Dimensions: D 755 x W 680 x TH 710 x SH 445 mm
Material: Beech or ash wood base, upholstered seat and back in fabric or faux leather with piping.
Finishes/Colors: Various

LC2



Dimension: SH 420 x D 820 x W 950 x TH 730 mm
Material: Upholstered seat & back in fabric or faux leather. Base in steel
Finishes/Colors: Various.

LC3



Dimensions: L 730 x W 770 x H 660 mm
Material: Wood base, upholstered seat and back
Finishes/Colors: Various

LC4



Dimensions: L 830 x W 830 x H 750 mm
Material: Solid wood frame with an upholstered seat and back, available in fabric or faux leather.
Finishes/Colors: Various

LC5



Dimensions: W 760 x D 515 x TH 1130 x SH 475 mm
Material: Beech solid wood frame with full upholstery in fabric or leather; optional upholstered headrest
Finishes/Colors: Various

LC6



Dimensions: W 800 x D 650 x H 800 mm
Material: Upholstered curved shell in fabric or leather over a cushioned frame
Finishes/Colors: Various

LC7



Dimensions: SH 430 x D 880 x W 870 x TH 1000 mm
 Ottoman: W 680 x D 700 x H 420 mm
Material: Fully upholstered cushioned shell with extra-padded seat and back; 360° swivel base handcrafted from stainless steel
Finishes/Colors: Various

LC8



Dimensions: W 920 x D 930x TH 930 mm
 Ottoman: W 740 x D 800 x H 520 mm
Material: Fully upholstered armchair Rand ottoman, with a 360° swivel stainless steel base
Finishes/Colors: Various

LC9



Dimension: W 780 x D 780 x TH 1210 x SH 380 mm
Material: Fully upholstered protective shell and inner cushions in fabric, leather, or hide; swivel 4-spoke star base in tubular steel
Finishes/Colors: Various

LC10



Dimension: D 800 x W 830 x H 845 x SH 400 mm
Material: Molded PU-foam shell with steel reinforcement, upholstered in fabric or leather, on swivel base in metal
Finishes/Colors: Various

LC11



Dimensions: D 900 x W 880 x H 960 x SH 400 mm
 Ottoman: D 520 x W 560 x H 390mm
Material: Fully upholstered cushioned shell in fabric or leather; hidden inset swivel base in polished or brushed metal
Finishes/Colors: Various

LC12



Dimensions: L 630 x W 700 x H 820 mm
Material: Fully upholstered cushioned shell in fabric or leather; ash wood legs
Finishes/Colors: Various

LC13



Dimension: W 710 x D 780 x TH 1070 x SH 430 mm
Material: Fully upholstered seat and back, Oak base
Finishes/Colors: Various

LC14



Dimension: W 770 x D 815 x TH 1130 x SH 460 mm
Material: Fully upholstered molded injectable foam shell; Beech wood legs with customizable stain colors
Finishes/Colors: Various

LC15



Dimension: W 930 x D 840 x TH 1030 x SH 430 mm
Material: Upholstered seat and back and Oak base
Finishes/Colors: Various

LC16



Dimension: W 710 x D 880 x SH 400 mm x TH 800 mm

Material: Fully upholstered curved seat and back in fabric or leather; supported by a four-leg base in black textured steel

Finishes/Colors: Various

LC17



Dimension: W 930 x D 810 x TH 850 x SH 430 mm

Material: Upholstered seat and back, Base in metal

Finishes/Colors: Various

LC18



Dimension: W 865 x D 730 x TH 985 x SH 440

Ottoman: W 595 x D 420 x H 430

Material: Upholstered cushioned shell with ultra-soft foam and feathers; metal tube frame

Finishes/Colors: Various.

LC19



Dimension: W 930 x D 950 x TH 1110 x SH 430 mm
Material: Upholstered seat and back on ash wood frame
Finishes/Colors: Various

LC20



Dimension: W 830 x D 830 x SH 400 mm x TH 1030 mm
Material: Upholstered seat and back, base in metal
Finishes/Colors: Various

LC21



Dimensions: W 840 x D 830 x TH 830 x SH 440 mm
Material: Steel base, upholstered seat and back
Finishes/Colors: Various

LC22



Dimensions: W 805 x D 910 x TH 1055 x SH 420 mm
Material: Steel base, upholstered seat and back
Finishes/Colors: Various

LC23



Dimension: W 788 x D 780 x TH 1043 x SH 420 mm
Material: Upholstered seat and back, base in metal
Finishes/Colors: Various

LC24



Dimensions: W 660 x D 910 x TH 1170 x SH 510 mm
Material: Fully upholstered foam shell with fabric or leather cover; solid wooden
Finishes/Colors: Various

COFFEE & SIDE TABLES

CST1



Dimension:

Round top: Dia. 550 / 700 / 800 / 900 mm

Square top: W & D 600 / 700 mm

Height: 501 / 396 / 301 mm

Material: Beach or Oak wood Structure

Finishes/Colors: Various

CST2



Dimension: Dia 800 x TH 350 mm

Material: Beach or Oak wood Structure

Finishes/Colors: Various

CST3



Dimension: Dia. 600 / 700 x H 510 mm

Material: Beech / Oak wood

Finishes/Colors: Various

CST4




Dimension: Coffee table – Dia. 550 x H 050 mm
Side table – Dia. 380 x H 450 mm
Material: Hand-blown glass crafted as a single volume with three petal-shaped supports
Finishes/Colors: Various

CST5



Dimension: Coffee table – D 535 x W 550 x H 310 mm
Side table – D 330 x W 510 x H 415 mm
Material: Murano cast glass top made with layered pours for shape, colour, design, and texture; blown glass base
Finishes/Colors: Various

CST6



Dimension: Coffee table – D 580 x W 550 x H 330 mm
Side table – D 370 x W 350 x H 450 mm
Material: Recycled polyethylene, lightweight and suitable for indoor or outdoor use
Finishes/Colors: Various

CST7



Dimension: D 700 x W 450 x H 300 mm
Material: Blown glass
Finishes/Colors: Various

CST8



Dimension: D 330 x W 450 x TH 662 mm
Material: Tabletops in oak, walnut veneer or Black Fenix; connected via a slim steel column
Finishes/Colors: Oak, Walnut & Black Fenix

CST9



Dimension: Dia 800 x TH 350 mm
Material: Beach or Oak wood Structure
Finishes/Colors: Various

CST10



Dimension: Top - 1000 x 1000 MM, Height 380 mm
Material: Table top: crystal glass, base: brass
Finishes/Colors: Top: Black, Base: natural (clear lacquered) or burnished (clear lacquered)

CST11



Dimension: Dia. 1200 x 460 mm
Material: Glass top and metal structure
Finishes/Colors: Various

CST12



Dimension: Top: 600 / 450 MM, Height: 310 / 460 MM
Material: Marble / Granite / Solid wood table top, metal base
Finishes/Colors: Various

CST13



Dimension: Dia. 1000 x H 300 mm

Material: Marble top, metal base

Finishes/Colors: Gunmetal top and brass base finish

CST14



Dimension: Dia. 800 x H 400 mm

Material: Honed marble top, powder coated steel base

Finishes/Colors: Various

CST15



Dimension: Side Table - Dia. 430 x H 510 mm

Coffee Table - Dia. 890 x H 350 mm

Material: Wood / glass top and metal base

Finishes/Colors: Various

CST16



Dimension: Ø 800 x H 445 mm

Material: Wooden structure, metal support

Finishes/Colors: Various

CST17



Dimension: D 600 x W 600 x H 530 mm

Material: Marble top and solid wood base

Finishes/Colors: Various

CST18



Dimension: D 789 x W 1035 x H 360 mm

Material: Lacquered Veneer top, powder coated metal edge and lacquered solid wood base

Finishes/Colors: Various

CST19



Dimension: Dia. 1200 x H 400 mm
Material: Marble top and metal base
Finishes/Colors: Various

CST20



Dimension: D 650 x W 650 x H 470 mm
Material: Solid beech wood frame & lacquered veneer top
Finishes/Colors: Various

CST21



Dimension: Dia. 1000 x H 300 mm
Material: Veneer tabletop and metal base
Finishes/Colors: Various

DINING TABLES

DT1



Dimension: D 800 x W 800 x H 750mm
Material: Solid oak wood Structure and table top
Finishes/Colors: Various

DT2



Dimension: Dia 700 x H 720 mm
Material: Steel Table base coated with powder with oak top
Finish/Color: Various

DT3



Dimension: Dia 700 x H 1086 mm
Material: Oak top and metal base
Finish/Color: Various

DT4



Dimension: Dia. 700 x H 730 mm
Material: Cast iron base and metal column.
 Table top in laminate
Finishes/Colors: Various

DT5



Dimension: Top: L 700 x W 700 x H 760 | L 800 x W 800 x H 760 mm
Material: Metal base and column, Compact laminate top
Finishes/Colors: Various

DT6



Dimension: Dia. 700 x H 730 mm | Dia. 800 x H 730 MM | Dia. 900 x H 730 mm
Material: Metal base and column, Plywood top
Finishes/Colors: Various

DT7



Dimension: Dia 600 x H 760 mm |
Dia 700 x H 760 mm
Material: Laminate brass ABS top, Metal
base and column
Finishes/Colors: Various

DT8



Dimension: Dia.1200 x H 760 mm
Material: Metal base and marble top
Finishes/Colors: Various

DT9



Dimension: Dia. 1500 x H 730 mm
Material: Laminate top , Metal base and
column
Finishes/Colors: Various



DT10

Dimension: W 2200 x D 1000 x H 740 mm
Material: Veneered top and steel base
Finishes/Colors: Various



DT11

Dimension: W 900 x D 900 x H 730 mm
Material: Solid wood top and structure
Finishes/Colors: Various



DT12

Dimension: W 800 x D 800 x H 760 mm
Material: Laminate top and metal base
Finishes/Colors: Various

DT13



Dimension: Dia. 700 x H 720 mm
Material: Steel base and Solid laminate top
Finish/Color: Various

DT15



Dimension: W 700 x D 700 x H 730 mm
Material: Cast iron square base with with handling wheels, laminated top
Finish/Color: Various

DT14



Dimension: W 800 x D 800 x H 760 mm
Material: Metal structure and wooden top
Finish/Color: Various

BAR STOOLS

BS1



Dimension: D 400 x W 400 x TH 860 – 1110 mm
Material: Metal base, Upholstered seat and back
Finish/Color: Various

BS2



Dimension: SH 750 x D 520 x W 530 x TH 1110 mm
Material: Metal base and upholstered leather seat
Finish/Color: Various

BS3



Dimension: SH 770 x D 535 x W 555 x TH 980 mm
Material: Metal base and upholstered seat
Finish/Color: Various



BS4

Dimension: D 400 x W 400 x TH 710-960 mm
Material: Metal base, Upholstered seat and back
Finish/Color: Various



BS5

Dimension: D 520 x W 520 x TH 1110 mm
Material: Leather upholstered seat and back, metal base
Finish/Color: Various



BS6

Dimension: SH 765 x D 575 x W 540 x TH 980 mm
Material: Wooden base and upholstered seat
Finish/Color: Various

BS7



Dimension: SH 690 x D 550 x W 480 x TH 1000 mm
Material: Metal base, Upholstered seat and back
Finish/Color: Various

BS8



Dimension: SH 770 x D 510 x W 510 x TH 1000 mm
Material: Plywood shell, solid wood base, and upholstered seat
Finish/Color: Various

BS9



Dimension: SH 790 x D 570 x W 530 x TH 1030 mm
Material: Metal base, Upholstered seat and back
Finish/Color: Various

BS10



Dimension: D 420 x W 400 x TH 820 – 1020 mm
Material: Metal base, Upholstered seat and back
Finish/Color: Various

BS11



Dimension: D 600 x W 620 x TH 930 – 1190 mm
Material: Metal base, Upholstered seat and back
Finish/Color: Various

BS12



Dimension: W 510 x D 510 x H 980 mm
Material: Curved wood seat and back, chrome metal base and upholstered seat
Finish/Color: Various

DINING CHAIRS

DC1



Dimension: SH 490 x D 630 x W 560 x
TH 810 mm

Material: Solid beech wood, upholstered seat &
back in fabric or faux leather with piping. Legs:
Metal caps.

Finishes/Colors: Various.

DC2



Dimension: SH 470 x D 670 x W 600 x
TH 770 mm

Material: Fumé stained beech, upholstered seat &
back in fabric or faux leather with piping.

Finishes/Colors: Various.

DC3



Dimension: SH 480 x D 650 x W 590 x TH 820 mm

Material: Upholstered seat & back in fabric or
faux leather. Metal legs.

Finishes/Colors: Various.

DC4



Dimension: SH 475 x W 510 x D 630 x H 815 mm

Material: Plywood set on solid Beech wood with upholstery

Finishes/Colors: Various

DC5



Dimension: W 520 x D 570 x H 780 mm

Material: Ash or canaletto walnut frame and fabric or leather upholstery

Finishes/Colors: Various

DC6



Dimension: SH 480 x D 570 x W 560 x TH 860 mm

Material: Fume stained ash, upholstered seat & back in fabric or faux leather with piping.

Finishes/Colors: Various.

DC7



Dimension: SH 450 x W 450 x D 500 x H 790 mm

Material: Polypropylene, polyamide, wicker polypropylene, lacquered oak. Legs: Lacquered oak.

Finishes/Colors: Various

DC8



Dimension: SH 480 x D 660 x W 620 x TH 850 mm

Material: Walnut stained ash, upholstered seat & back in fabric or faux leather with piping.

Finishes/Colors: Various.

DC9



Dimension: W 600 x D 510 x H 815 mm

Material: Plastic back, upholstered seat, stained oak legs.

Finishes/Colors: Various

DC10



Dimension: SH 460 x W 540 x D 540 x H 840 mm
Material: Polypropylene with PU foam and front upholstery, Lacquered oak legs.
Finishes/Colors: Various

DC11



Dimension: SH 470 x D 560 x W 480 x TH 860 mm
Material: Frame in recyclable technopolymer. Reinforced with fibreglass.
Finishes/Colors: Various. Stackable

DC12



Dimension: SH 700 x D 450 x W 500 x TH 835 mm
Material: Solid wood, upholstered seat & back in fabric or faux leather.
Finishes/Colors: Various.

DC13



Dimension: SH 510 x D 605 x W 490 x TH 825 mm
Material: Solid wood, upholstered seat & back in fabric or faux leather.
Finishes/Colors: Various.

DC14



Dimension: W 680 x D 680 x 900 mm
Material: Metal frame and upholstered seat in faux leather or fabric
Finishes/Colors: Various.

DC15



Dimension: SH 460 x D 555 x L 540 x TH 840 mm
Material: Shell: Polypropylene (PP), Legs: Powder coated steel
Finishes/Colors: Various.

DC16



Dimension: SH 530 x D 530 x W 600 x TH 800 mm
Material: Ash wood, upholstered seat & back in fabric or faux leather.
Finishes/Colors: Various.

DC17



Dimension: W 520 x D 530 x 820 mm
Material: Metal legs and upholstered seat in faux leather or fabric
Finishes/Colors: Various.

DC18



Dimension: SH 500 x D 615 x W 580 x TH 810 mm
Material: Solid beech wood with Upholstered
Finishes/Colors: Various.

DC19



Dimension: SH 485 x D 570 x W 560 x TH 860 mm
Material: Natural ash, upholstered seat & back in fabric or faux leather with piping.
Finishes/Colors: Various.

DC20



Dimension: SH 465 x D 570 x W 520 x TH 820 mm
Material: Fumé stained ash, brushed stainless steel nails. Upholstered seat & back in fabric or faux leather.
Finishes/Colors: Various.

DC21



Dimension: D 520 x W 580 x TH 860 mm
Material: Wood base, and Upholstered seat & back in fabric or faux leather.
Finishes/Colors: Various.

DC22



Dimension: SH 480 x D 560 x W 510 x TH 870 mm

Material: Structure and legs in walnut finish on Ash wood. Upholstered seat & back in fabric or faux leather.

Finishes/Colors: Various.

DC23



Dimension: SH 480 x D 630 x W 500 x TH 850 mm

Material: Beech Wood and Upholstered seat and back

Finishes/Colors: Various

BOOTH SEATING

BT1



Dimension: SH 450 x D 750 x TH 750 mm

Material:

Structure: beech solid wood

Seating: upholstery leather

Finishes/Colors: Various.

BT2



Dimension: SH 450 x D 650 x TH 1050 mm

Material:

Structure: beech solid wood

Seating: upholstery velvet

Finishes/Colors: Various.

BT3



Dimension: SH 460 x D 660 x TH 1050 mm

Material:

Structure: beech solid wood

Seating: upholstery leather

Finishes/Colors: Various.

BT4



Dimension: SH 490 x D 650 x TH 900 mm

Material: Upholstered seat on a solid wood frame with wood veneer surround, customizable in fabric/leather and wood finishes

Finishes/Colors: Various.

BT5



Dimension: SH 420 x D 705 x TH 830 mm

Material: Upholstered PU-foam seat and back on metal frame; supported by metal legs

Finishes/Colors: Various.

BT6



Dimension: SH 450 x D 600 x TH 900 mm

Material: Upholstered seat on webbing with vertical-stripe back; customizable solid wood frame with wood stain finishes

Finishes/Colors: Various.

BT8



Dimension: SH 460 x D 600 x TH 900 mm

Material:

Structure: beech solid wood

Seating: upholstery velvet

Finishes/Colors: Various.

BT7



Dimension: SH 470 x D 650 x TH 1100 mm

Material: Upholstered seat and backrest with welting and integrated lumbar support, on solid stained and varnished beech wood legs

Finishes/Colors: Various.

BT9



Dimension: SH 450 x D 1600 x TH 850 mm

Material: Upholstered seat and back on solid wood frame with fire-resistant high-density foam padding; lacquered or laminate-edged base

Finishes/Colors: Various.

BT10



Dimension: SH 420 x TH 1000 mm

Material: Upholstered seat, set on a stratified ABS brass-finish base with walnut laminate veneer and optional Silestone central tray

Finishes/Colors: Various.

BT11



Dimension: SH 450 x D 1050 x TH 860 mm

Material: Upholstered seat and back on solid wood frame with fire-resistant high-density foam and lacquered MDF base or laminated sides

Finishes/Colors: Various.

MODULAR PODS

MP1



Dimension: Various

Material: Padded high-resilience foam seat, fully upholstered; surround and back panels are fabric-wrapped, sound-insulating structures over solid frames.

Finishes/Colors: Various.

MP2



Dimension: W 930 x D 650 x H 1640 mm

Material: Padded with high-resilience (CMHR) foam and fibre, loose seat and back cushions; fully upholstered over a steel-leg frame; designed for acoustic comfort.

Finishes/Colors: Various.

MP3



Dimension: Various

Material: Plywood frame with elastic-webbed suspension; HR foam and polyester-wadding seat/back; removable fabric upholstery; powder-coated steel or aluminum legs

Finishes/Colors: Various.

MP4



Dimension: W 2560 x SH 470 x TH 1300 mm

Material: Hardwood and plywood frame with CMHR foam seats, backs & lumbar, webbed seat, upholstered, Wooden legs, plus oak-laminate table and cable-management panel

Finishes/Colors: Various.

MP5



Dimension: W 1260 x D 960 x TH 1400 mm

Material: Tubular steel sled frame with removable upholstered cushions on a plywood sub-frame; available in fabric or leather upholstery

Finishes/Colors: Various.

MP6



Dimension: W 2300 x D 1785 x H 2326 mm

Material: CMHR foam and fibre-upholstered sofas; aluminium frame with fabric-wrapped PET acoustic panels; tempered glass door; steel-leg base with hidden wheels, plus integrated lighting, ventilation, power/USB outlets, and optional table.

Finishes/Colors: Various.

MP7



Dimension: W 1580 x D 720 x TH 1265 x SH 455 mm

Material: Fully upholstered lounge sofa on a solid oak or stained wood frame; cushions made from CMHR foam, with optional leather arm pads and button detailing; base options include timber legs.

Finishes/Colors: Various.

MP8



Dimension: D 670 x TH 1350 x SH 450 mm

Material: Plywood frame with elastic-web suspension; HR-foam and polyester padding; fully upholstered; high acoustic screen with wood frame; wooden base

Finishes/Colors: Various.

MP9



Dimension: W 1000 x D 900 x TH 1300 x SH 420 mm

Material: Plywood shell, sprung seat & back with PE foam; all surfaces fully upholstered fabric; acoustic privacy screens

Finishes/Colors: Various.

MP10



Dimension: W 2500 x D 1810 x TH 1420 mm

Material: Seat on plywood/chipboard frames with dual-layer high-resilience foam and removable back cushions, fully fabric-upholstered. Acoustic booth walls built from MDF/chipboard coated with shaped and acoustic foam for Class C/D absorption.

Finishes/Colors: Various.

MP11

Dimension: W 2430 x D 2494 x TH 2250 mm

Material: Powder-coated aluminium frame with glazed bars, acoustic walls wrapped in fabric, and toughened/privacy glass panels. Fixed fabric-upholstered CMHR foam seats on plywood/ply supports; includes Fenix tabletop with integrated power/USB, airflow unit, low-glare lighting, cork centre column, and tempered-glass door.

Finishes/Colors: Various.

MAGAZINE DISPLAY & BOOKSHELVES

MD1



Dimension: Various

Material: Solid oak or birch frame with pressed-felt pocket panels (light grey or anthracite) over a wooden back; also available with whiteboard, mirror, or Comfort fabric backing—magnetic. Combines magazine rack, noticeboard, mirror, and writing board; felt pockets help dampen background noise and add a cozy visual.

Finishes/Colors: Various.

MD2




Dimension: Various

Material: Powder-coated steel tube frame on castors, topped with chipboard shelves. PET felt panel on the back to absorb noise and visually close the unit

Finishes/Colors: Various.


MD3



Dimension: Various
Material: Steel structure
Finishes/Colors: Various.

MD4

Dimension: Various
Material: Built on a powder-coated steel rod frame with slender steel legs, topped with solid oak shelves finished in lacquer or colour lacquer.
Finishes/Colors: Various.



MD5



Dimension: W 900 x D 415 x H 2000 mm

Material: Built with a powder-coated steel tube frame featuring long, slender legs, and topped with solid wood shelves in flamed oak, walnut, ash, black ash, or lacquered finishes.

Finishes/Colors: Various.

MD6



Dimension: Various

Material: Made from solid oak or ash (natural, stained, or white-glazed), featuring a convex wooden strip that holds magazines upright. Mounts vertically or horizontally with concealed wall brackets.

Finishes/Colors: Various.

MD7



Dimension: Various

Material: The structure features a solid ash wood frame (natural, black-stained ash, or walnut-stained) with rounded uprights. Shelves are gently curved, floating between supports,

Finishes/Colors: Various.

MD8



Dimension: Various

Material: : The system features a powder-coated aluminum frame with L-section aluminum shelves available in multiple sizes and orientations, designed for wall-mounted or freestanding modular configurations.

Finishes/Colors: Various.

MD9



Dimension: Various

Material: MFC body, shelves, back panel;
ABS edges; levelling feet

Finishes/Colors: Various.

MD10



Dimension: W 1050 x D 416 x H 1457 mm

Material: Painted metal rod frame with
wooden shelves

Finishes/Colors: Various.

MD11



Dimension: Various

Material: Solid oak or birch base and ledges
with clear lacquer; back in wood veneer, Bulletin
Board, fabric or magnetic whiteboard;
tempered glass or optional plexiglass fronts

Finishes/Colors: Various.

MD12



Dimension: Various

Material: MDF with oak or birch veneer, clear or white-glazed lacquer; optional felt, Bulletin Board, or magnetic whiteboard back; metal wall rail

Finishes/Colors: Various.

MD13

Dimension: Various

Material: Solid wood frame with veneered MDF front/back; wall-mounted on metal rail; available in oak, birch, ash, white-glazed oak/ash, standard lacquers or stains

Finishes/Colors: Various.



PARTITIONS/SCREENS

PS1



Dimension: W 850 × D 400 × H 1670 mm

Material: Upholstered acoustic panel with steel frame, foam/nonwoven fill, powder-coated metal feet

Finishes/Colors: Various.

PS2



Dimension:

- Straight: W1100 × D350 × H1300 / H1800 mm

- 60° curve: W1040 × D770 × H1300/1800 mm

- 90° curve: W864 × D864 × H1300/1800 mm

Material: Upholstered fabric panels on MFC base with metal top rail; six 360°-rotating vertical panels

Finishes/Colors: Various.

PS3



Dimension: Various

Material: PET felt board made from recycled fibres; lightweight, sound-absorbing, suitable for vertical suspension

Finishes/Colors: Various.

PS4



Dimension: Various

Material: Powder-coated steel frame, removable upholstered fabric, solid-wood connecting profiles, recycled PET-felt core

Finishes/Colors: Various.

PS5



Dimension: Various

Material: Chipboard core with acoustic foam, upholstered fabric panels, metal legs with optional castors, linkable with I/L/T metal connectors

Finishes/Colors: Various.

PS6



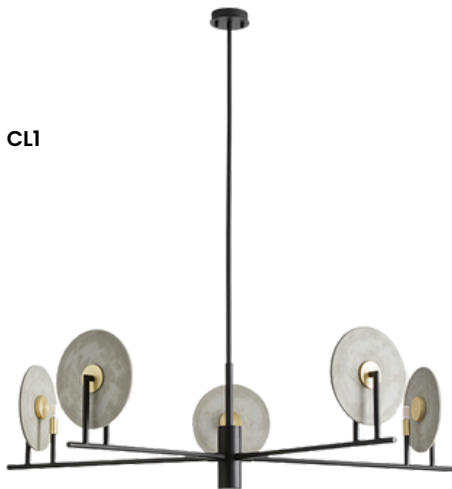
Dimension: W 1890 x D 330 x H 1850 mm

Material: Solid ash wood frame with Vienna straw weave (cane webbing) matching the structure finish

Finishes/Colors: Various.

CEILING LIGHTS

CL1



Dimension: Dia 1200, Height 400 - 1300 mm

Material: Steel

Specification:

5 x G9 LED 5W 2700K (Included)

220-240 V, 50/60 Hz

IP20, Class I

Energy Label: A++

Finishes/Colors: Matt black, Matt brass(details)

CL2



Dimension: W 850 x L 1080, Height: 778 - 1594 mm

Material: Steel / Blown Glass

Specification:

6 x G9 LED (included) 5W 2700K

220-240V, 50/60 Hz

IP20, Class I

Energy Label: A++

Finishes/Colors: Body: Matt black, Shade: Opal

CL3



Dimension: W 1500 , Height: 935 mm

Material: Steel

Specification:

6xG9 LED 5W 2700K

Dimmable (Included)

Possibility to dimmer

with Dali/Push driver

Interface (DALI/230V)

220-240 V, 50/60 Hz

IP20, Class II


Energy Label: A++

Finishes/Colors:

Shade: Matt black, Matt white

Body: Matt black, Aged gold

CL4



Dimension: W 1171, D Dia 300, H 3000(max) mm

Material: Aluminium / Glass

Specification:

3 x Led strip 10W 3000lm 2700K

TRIAC dimmable

24V, 50/60Hz

IP20, Class II

Energy Label: F

Finishes/Colors: Various

CL6



Dimension: W 960, D Dia 120, H 3000(max) mm

Material: Steel / Glass / Acrylic

Specification:

Tira LED 3*9W 2700K TRIAC regulable

24V, 50/60 Hz

IP20, Clase I

Energy Label: F

Finishes/Colors: Various

CL5



Dimension: W 1207, H 1685 mm

Material: Metal

Specification:

4x Chip LED 4W – 2700K

(Included)

Dimmer: Dali/Push – TRIAC

220–240V – 24V – 50/60 Hz

IP20 – Class I

Energy Label: F

Finishes/Colors: Matt Black

VOL 2



Fabiia Ltd.
30-31, Ground floor,
Furnival Street
London EC4A 1JQ
United Kingdom
T. +44 208 706 0809
E. contact@fabiiia.com
W. www.fabiiia.com